


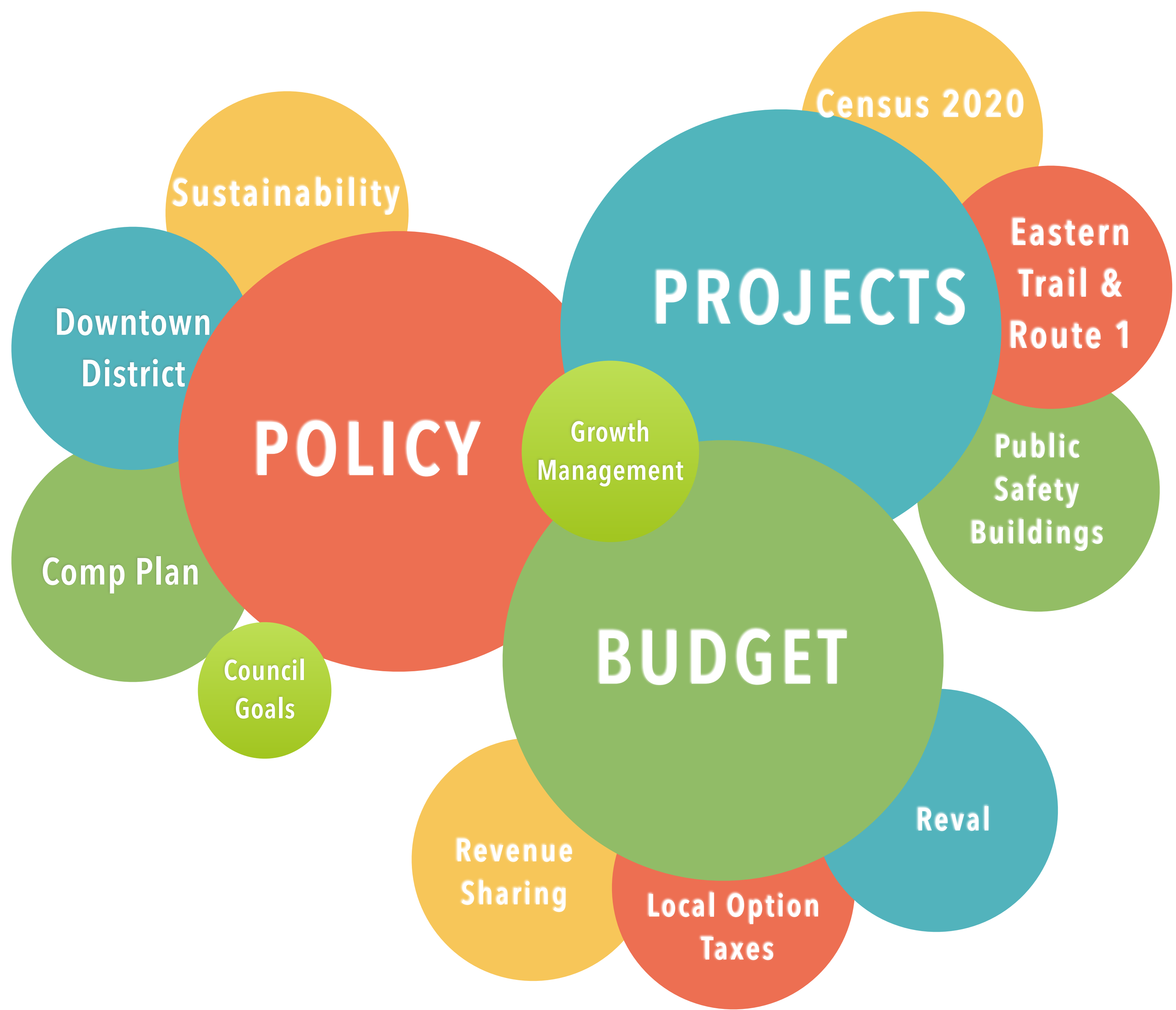
2019

STATE OF SCARBOROUGH



Public Safety Building

2019



2019



The Health of our
Community Depends
on Sustainably
Managing our
Growth

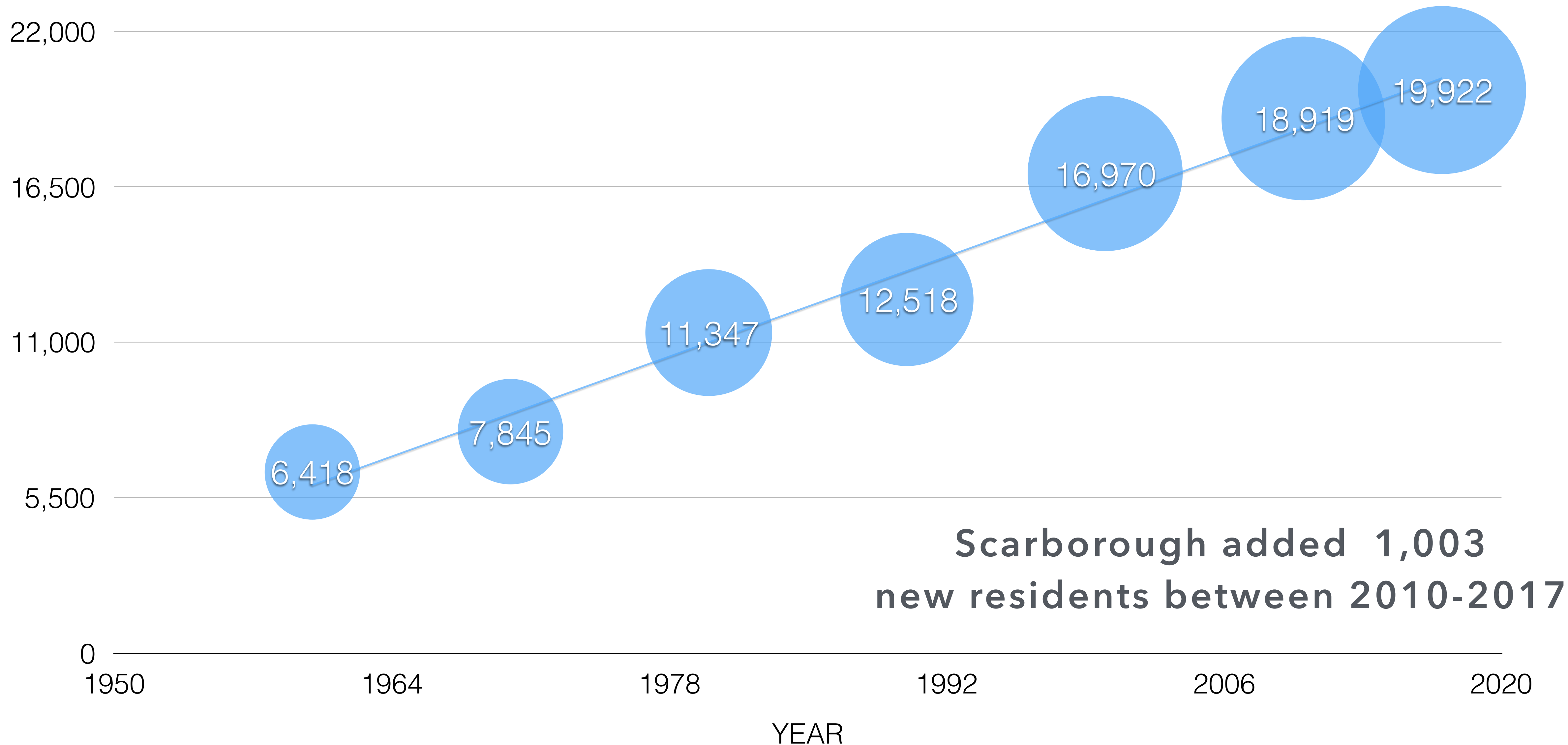


Growth Management

- Growth impacts all aspects of our community
 - ✱ Schools
 - ✱ Town Facilities & Services
 - ✱ Natural Resources
 - ✱ Livability
 - ✱ Fiscal Health
 - ✱ Prosperity for Residents and Businesses
- Managed well, growth can positively impact the livability of the community
- Starts with a foundation of quality information

2019

POPULATION IN SCARBOROUGH: 2017




Source: 1-year Estimates



Population 2010 to 2017

Scarborough Median Age in 2017:	45.8
Scarborough Median Age in 2010:	43.8
State Median Age 2017:	44.3

***14 Municipalities in
Cumberland County have
higher Median Ages***



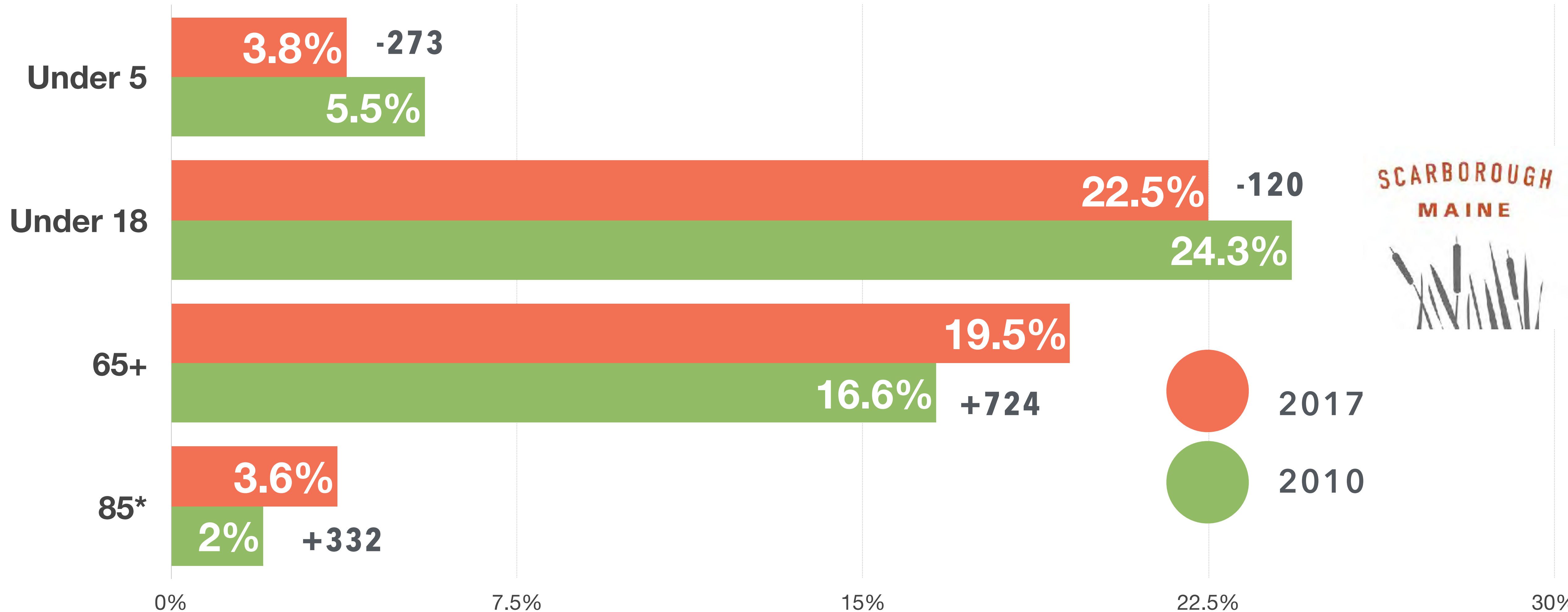
SCARBOROUGH
MAINE



Source: 5-year American Community Survey

2019

Percent of Total Population by Age Groups: 2010 and 2017



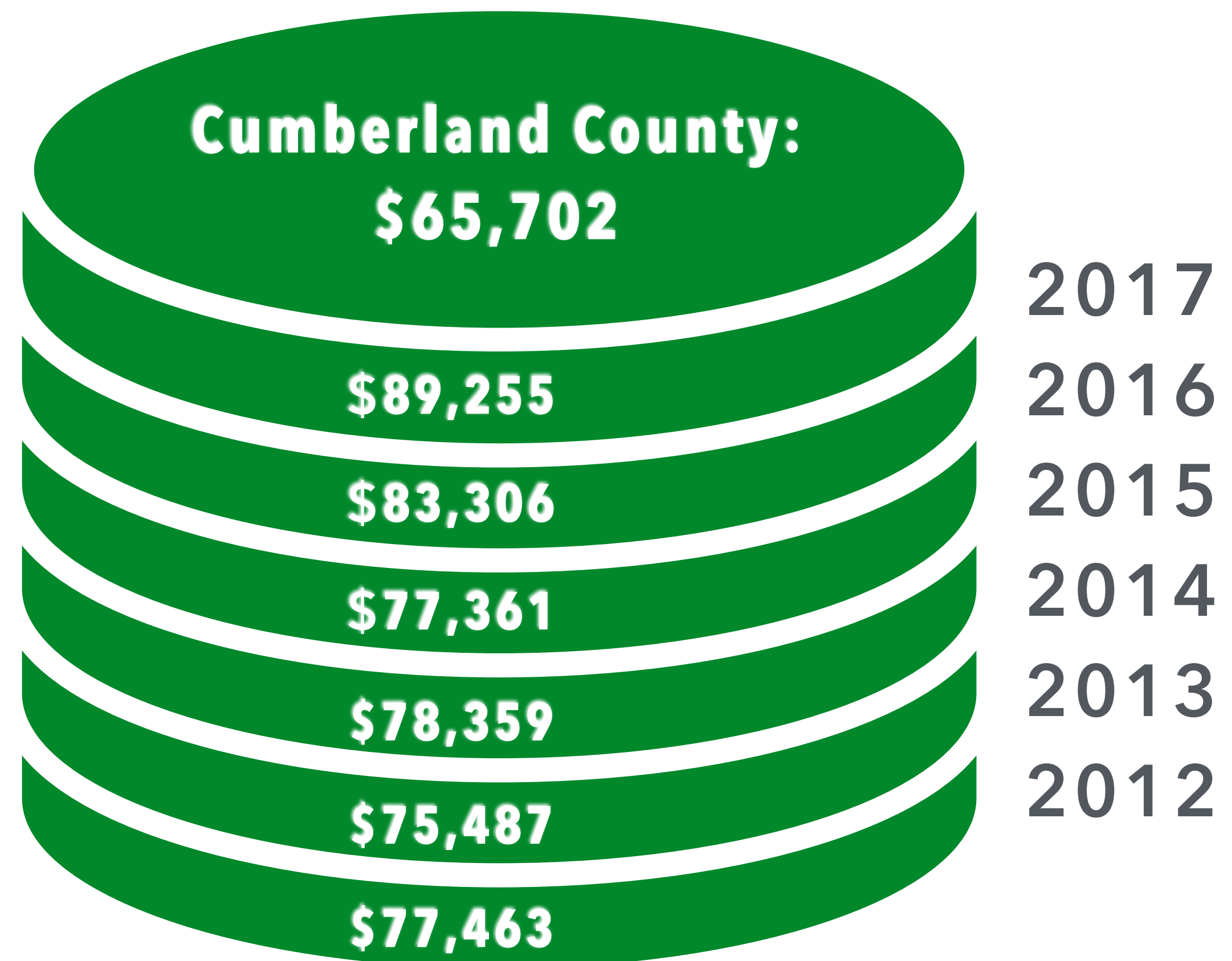
2019

Income in 2017: Scarborough

Ranked by Median HH Income

- #1 Cumberland Town (\$112,604)
- #2 Falmouth
- #3 Cape Elizabeth
- #4 North Yarmouth
- #5 Frye Island
- #6 Scarborough (\$89,255)

Median Household Income in Scarborough



Source: 5-year American Community Survey

SCARBOROUGH
MAINE

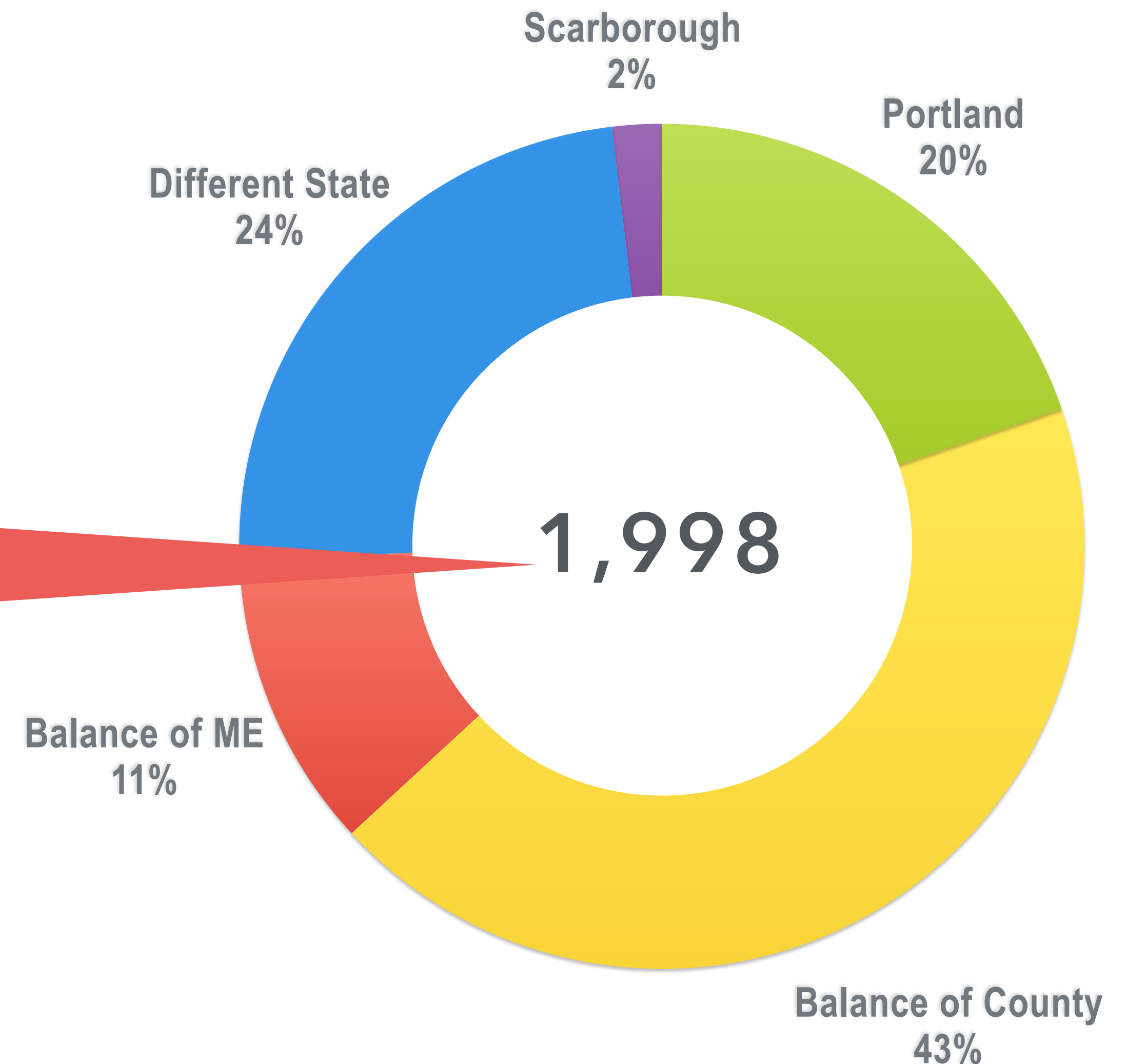


2019

Mobility in Scarborough

People moving to a new residence in Scarborough in 2017

47 Scarborough
491 Portland
589 Balance of County
285 Balance of Maine
586 Other State



SCARBOROUGH
MAINE

NOTE: These are new residents - not net new population (Population increase is 1,003 over 7 years)



2019


Jobs 2010 to 2017



New Jobs
since 2010



New Jobs
Health Care




New Jobs
Retail

15,778 Wage/Salary Jobs

2019

Largest Employment Sectors



SCARBOROUGH
MAINE



2019

Total Jobs: 17,356

15,778 Wage/Salary Jobs

1,578 Self Employed/Contract

Ratio of Jobs to Residents: .87



Do the
#'s

2019

Total Establishments

167

Net New Businesses
Since 2010

Wage & Salary Businesses (no self employed)

SCARBOROUGH
MAINE



2019

POLICIES

- Comprehensive Plan
- Downtown District
- Council Goals

SCARBOROUGH
MAINE



2019

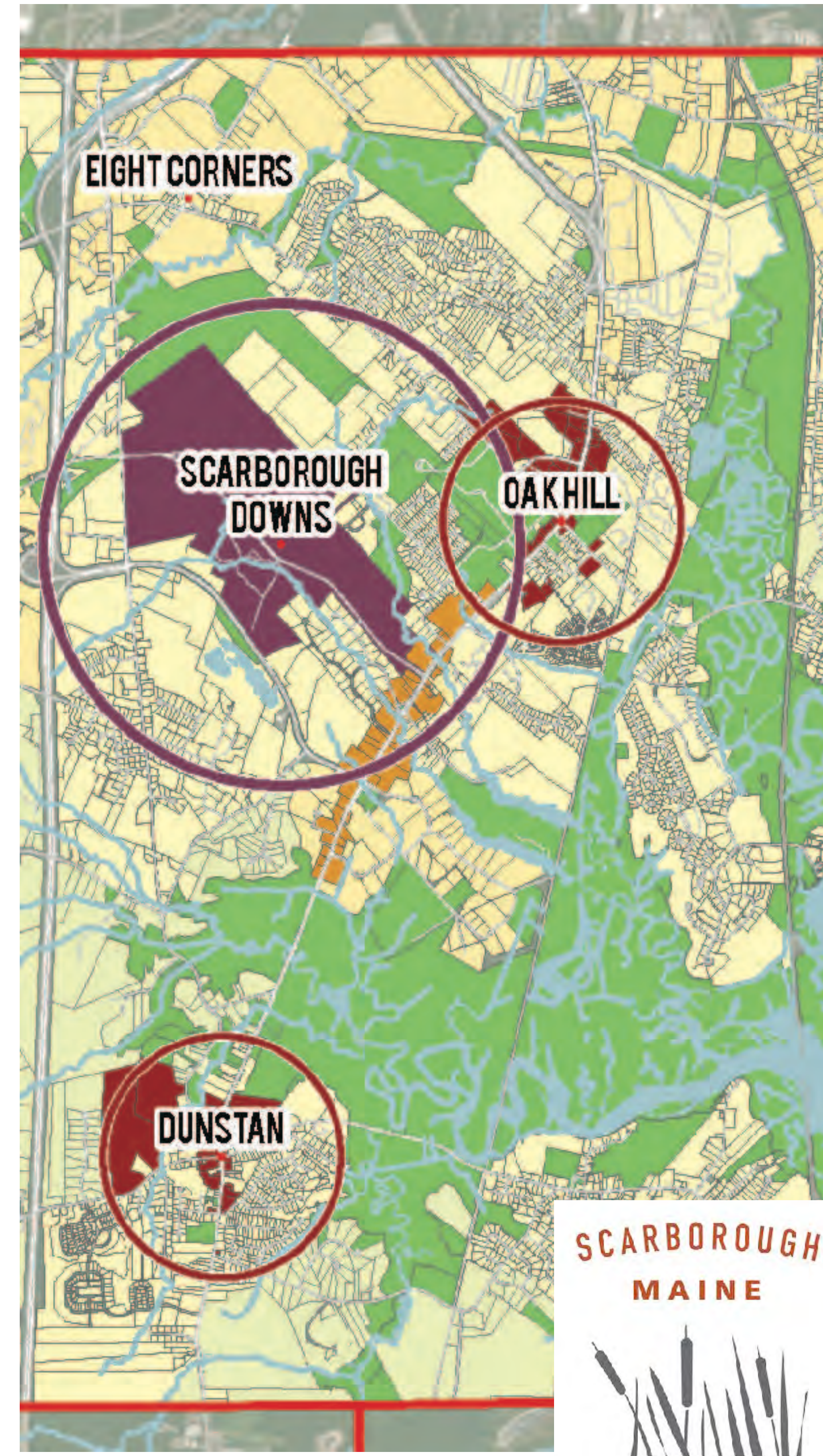
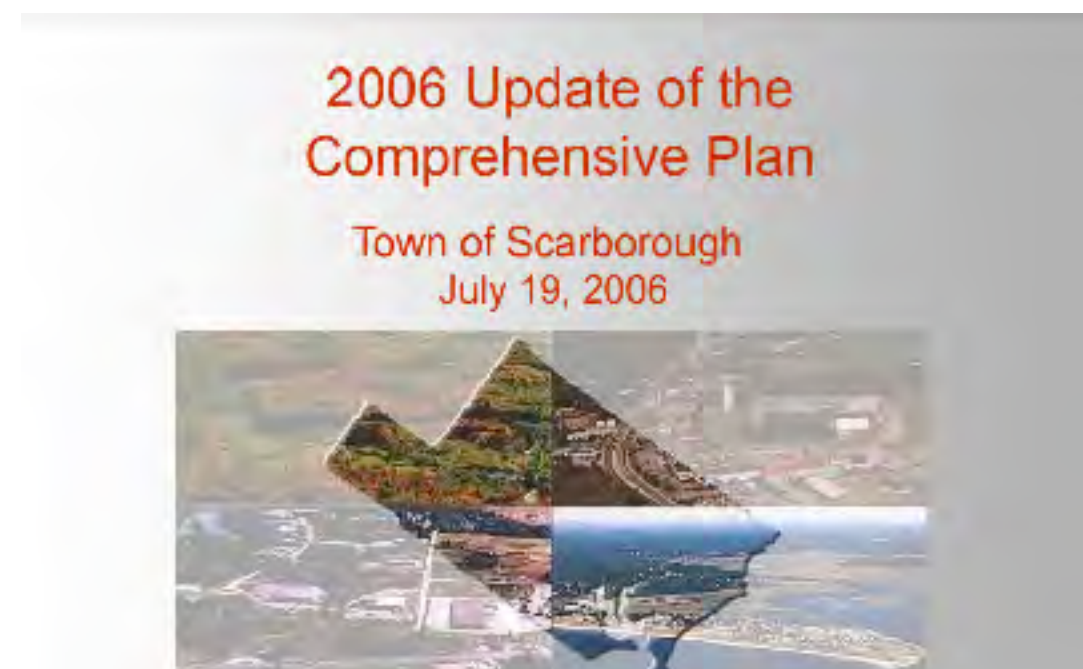
Comprehensive Plan

Builds on 2006 Plan

High level policy- not as detailed

Final Draft to Council in Early Summer

Public Presentations



2019

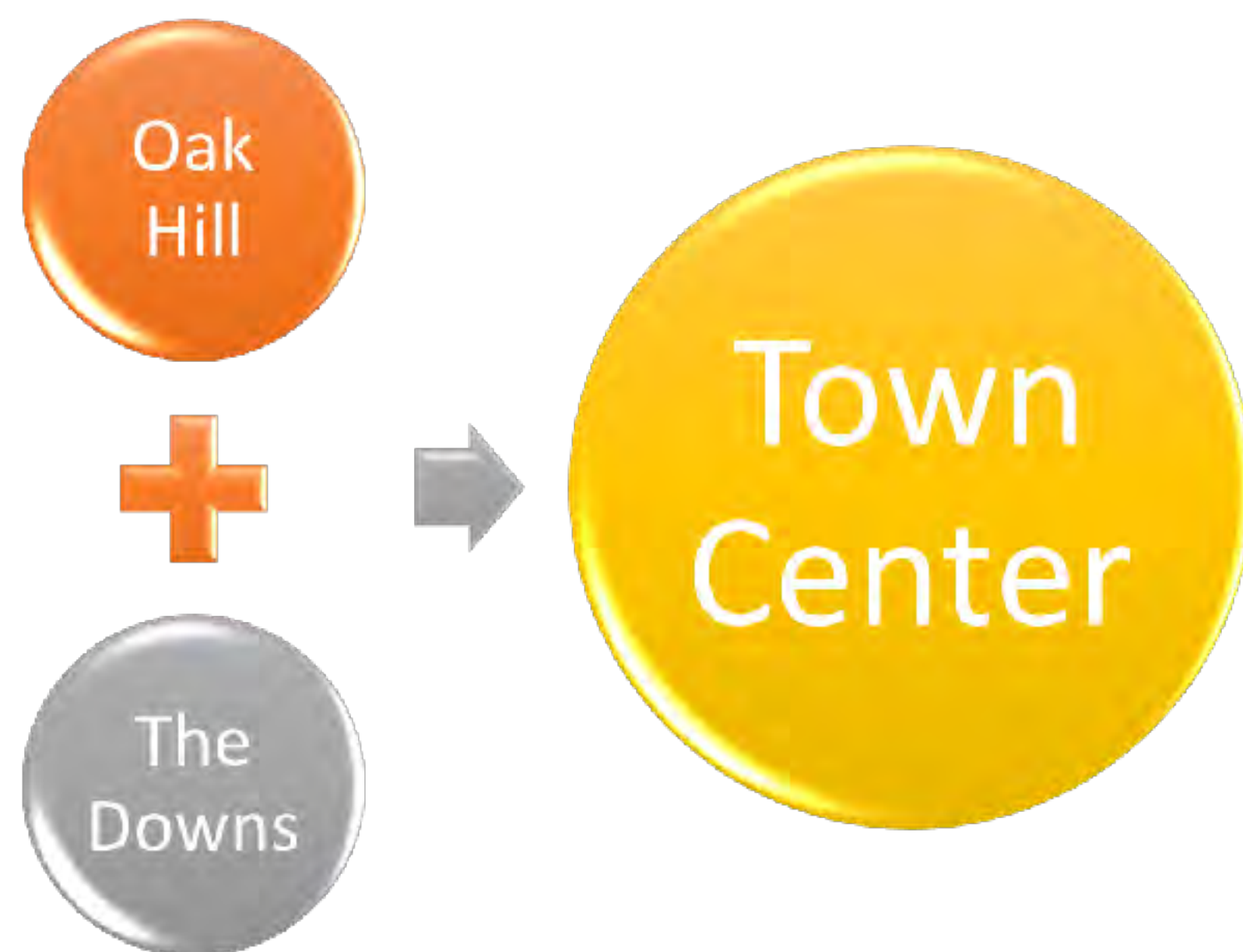
Comprehensive Plan: 9 Guiding Principals



2019

A Downtown for Scarborough

Foundation Plan for the Downtown TIF



SCARBOROUGH
MAINE



The Downtown TIF District

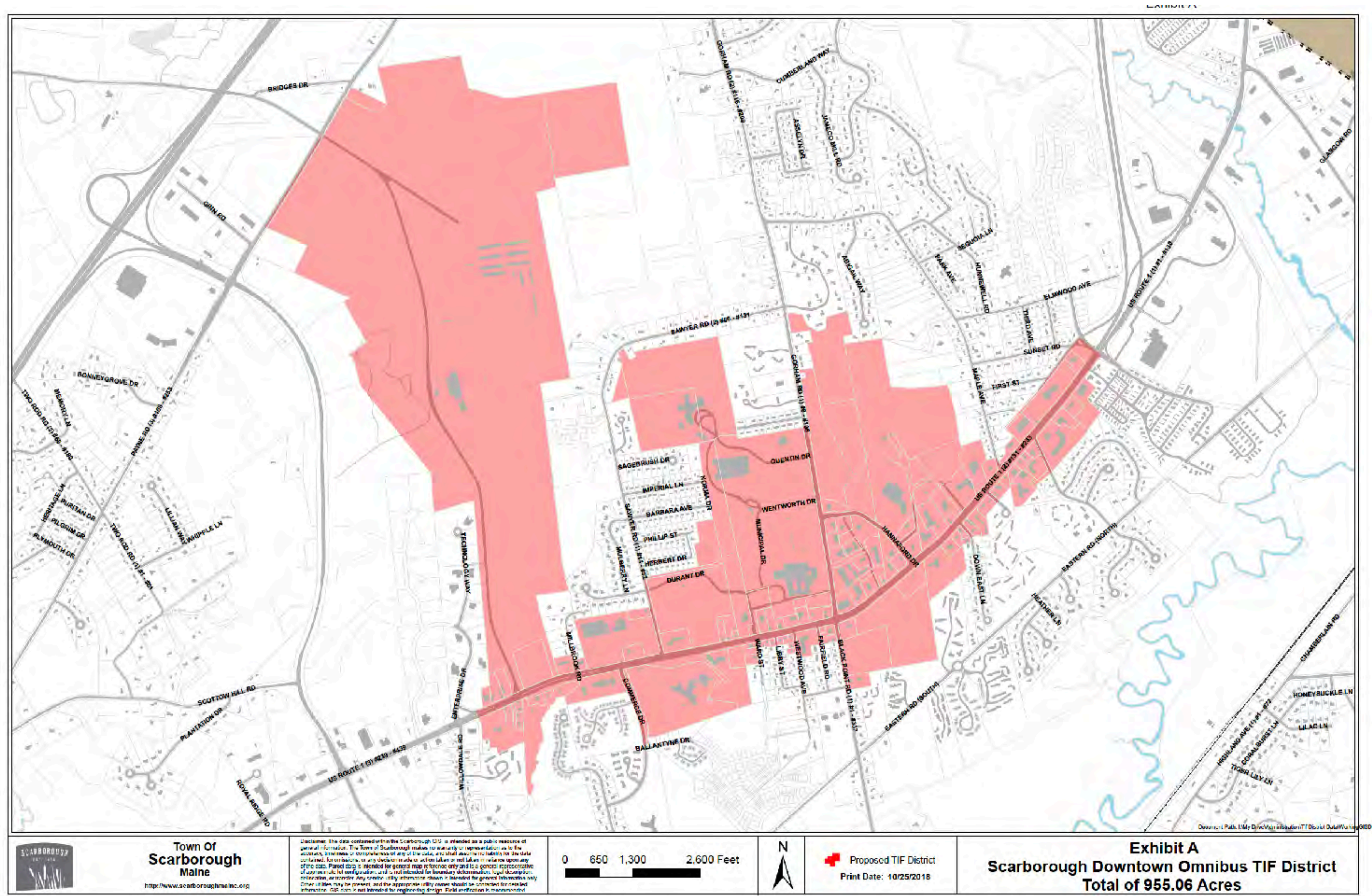
District Includes:

**Areas in Oak Hill
Zoned TVC or TVC2**

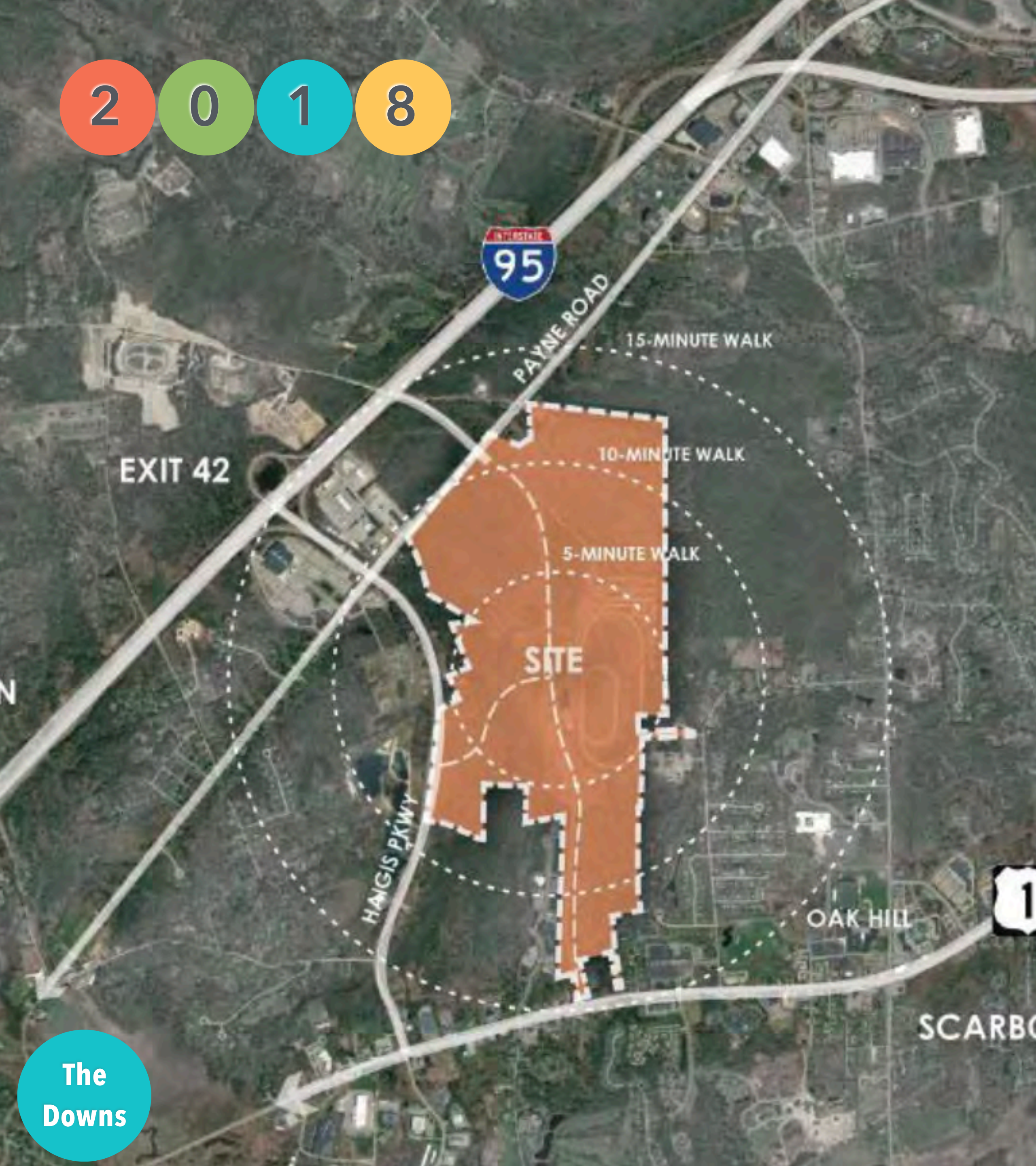
**The Downs
Property
(except for Haigis
Parkway)**

Route 1 Properties

**SCARBOROUGH
MAINE**



2018



Awaiting final state approval of
TIF & CEA

Some residential is underway
Innovation District - Production
Space - in process

Scarborough Downs

The
Downs

SCARBOROUGH
MAINE



SCARBOROUGH
MAINE



Council Norms

- ✓ Acknowledge one another's thoughts and positions and be curious about them. Seek to understand.
- ✓ Be civil and respectful during dialogues.
- ✓ Begin and end with what's best for community in mind [listening and acknowledging community input and considerations during the process].
- ✓ Improve internal Town Council communications.
- ✓ Actively practice humility.

Council Goals 2019

Budget

- ✱ Tax increases below 3%
- ✱ Don't include Residential Re-Val
- ✱ Clear messaging on Tax. Rate Factors

Community Relations

- ✱ Build trust with constituents
- ✱ Understand differing views
- ✱ Engage the Community



2019

PROJECTS

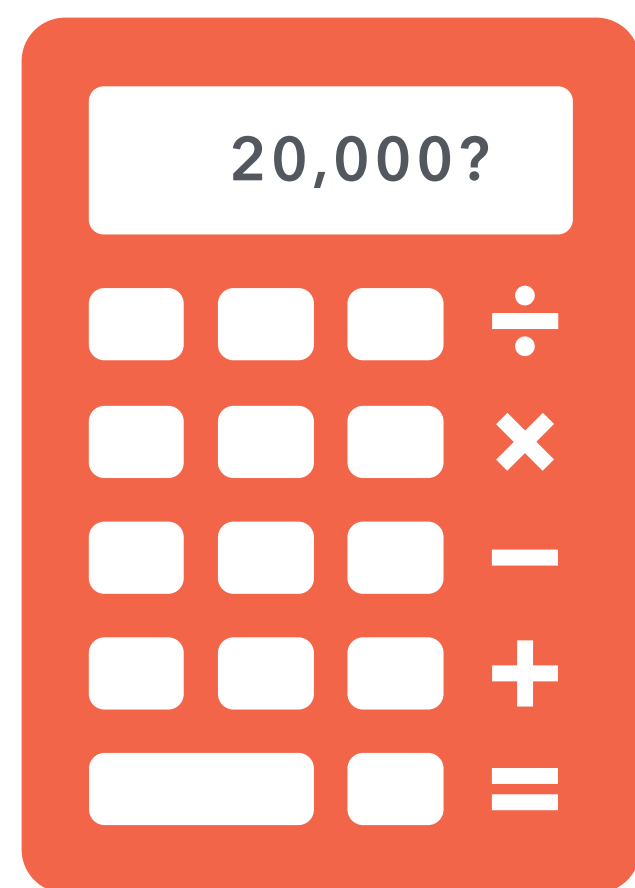
- Census 2020
- Public Safety Building
- Eastern Trail
- Street Light Conversion
- Route 1 Corridor Study



2 0 1 9

Quality Information

Census 2020



**Town is actively working with
Census Bureau to make sure the
count is as accurate as possible**



2019

On Time and On Budget

NEW PUBLIC SAFETY BUILDING

2020

SCARBOROUGH
MAINE



2019

EASTERN TRAIL: GAP IS CLOSED (FINANCIALLY) FINAL PLANNING IN WORKS

MDOT to provide final \$'s

"The Town of Scarborough strives to enhance ecological integrity, livability, economic vitality, and resiliency to ensure a high quality of life for all."

2019

LED Street Light Conversion Completed

Tri-Generation at Town Hall

Energy Committee → Sustainability Committee

Plastic Bag Ordinance Under Consideration

Sustainability





2019

Traffic is primary issue for residents

Corridor Study-safety & accessibility for all travel modes

July 2019 completion date

TIF Development Program aimed at traffic mitigation

Route 1 Corridor Study

SCARBOROUGH
MAINE



BUDGET

- ✱ 3% Maximum for Tax Rate increase (Before Residential Re-Val)
- ✱ Budget Factors
 - Revaluations
 - Revenue Sharing



2019

Budget Starting Point

	2019 Net Budget	2020 Net Proposed	\$ Change	% Change
Town	\$17,820,968	\$18,240,970	\$420,002	2.4%
School	\$44,992,392	\$47,559,236	\$2,566,844	5.7%
County	\$2,827,079	\$2,956,659	\$129,580	4.6%
Capital	\$522,271	\$1,400,417	\$878,146	168.1%
Total	\$66,162,710	\$70,157,282	\$3,994,572	6.0%



Presented to Council on April 3, 2019
 Adjusted by Council on April 10, 2019 by \$1.3 Million



Welcome to the Budget Portal!

In an effort to better serve the community, the Town of Scarborough and Scarborough Public Schools have created this web site to aggregate budget information for both the town and the school department. Check back throughout the budgeting process for news, documents, important dates, and other information as it becomes available.



Budget Light



Budget Medium



Full Budget



Supplements &
Archive

Budget Drivers

- Rising Fixed Costs - Salaries, benefits
- State Mandates for Schools
- Increased School Enrollment
- Debt Service for Public Safety Building
- New Position Requests
- Recycling Costs



External Forces

- Revenue Sharing - 2% to 2.5%
- Local Option Sales Taxes - Potential for \$6 Million in Revenues



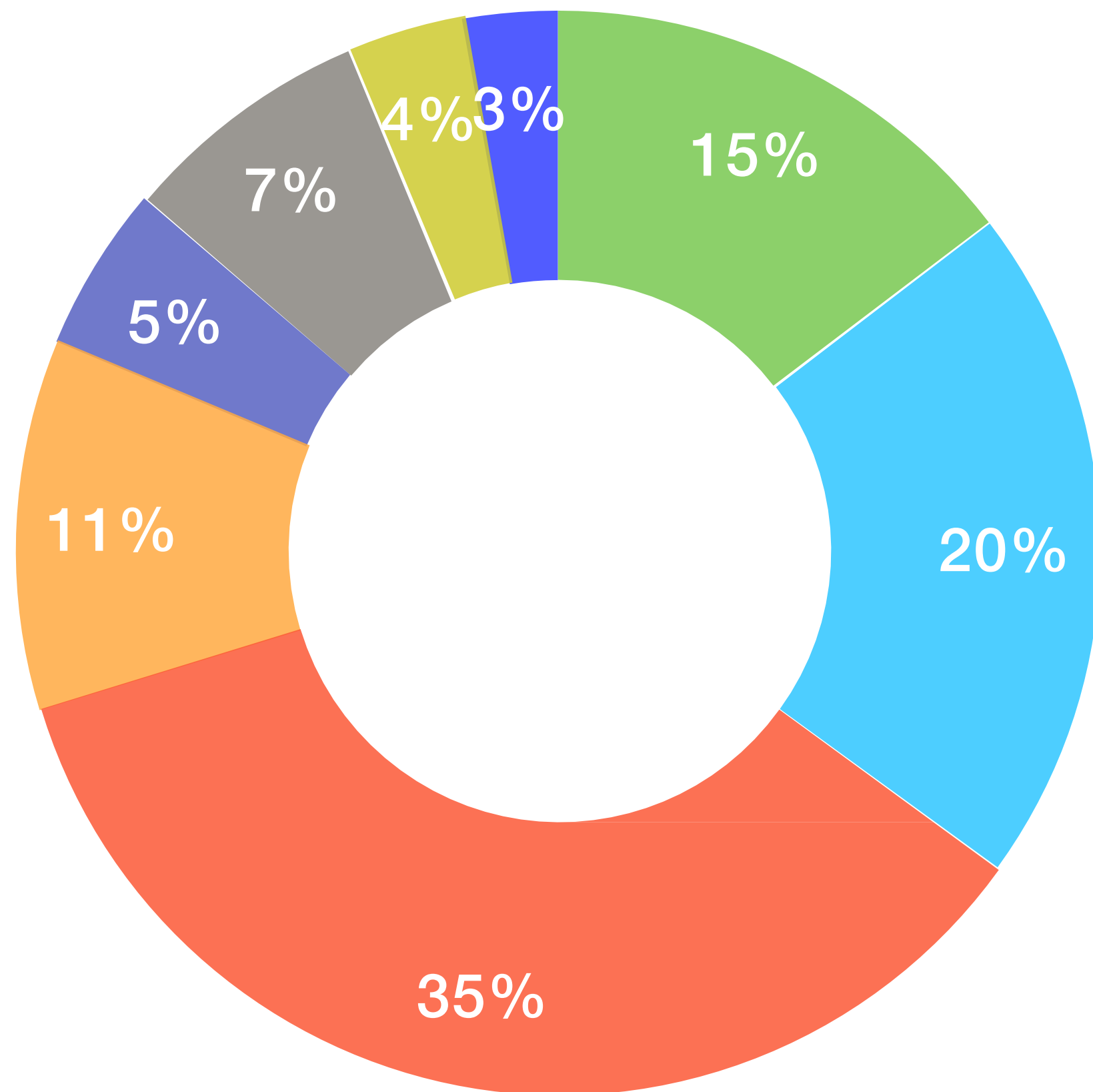
2019

Revaluation

- * Last Revaluation in 2005
- * Commercial Re-Val Increased Value by 34%
(Before Abatements)
- * Residential Property Re-Val Underway

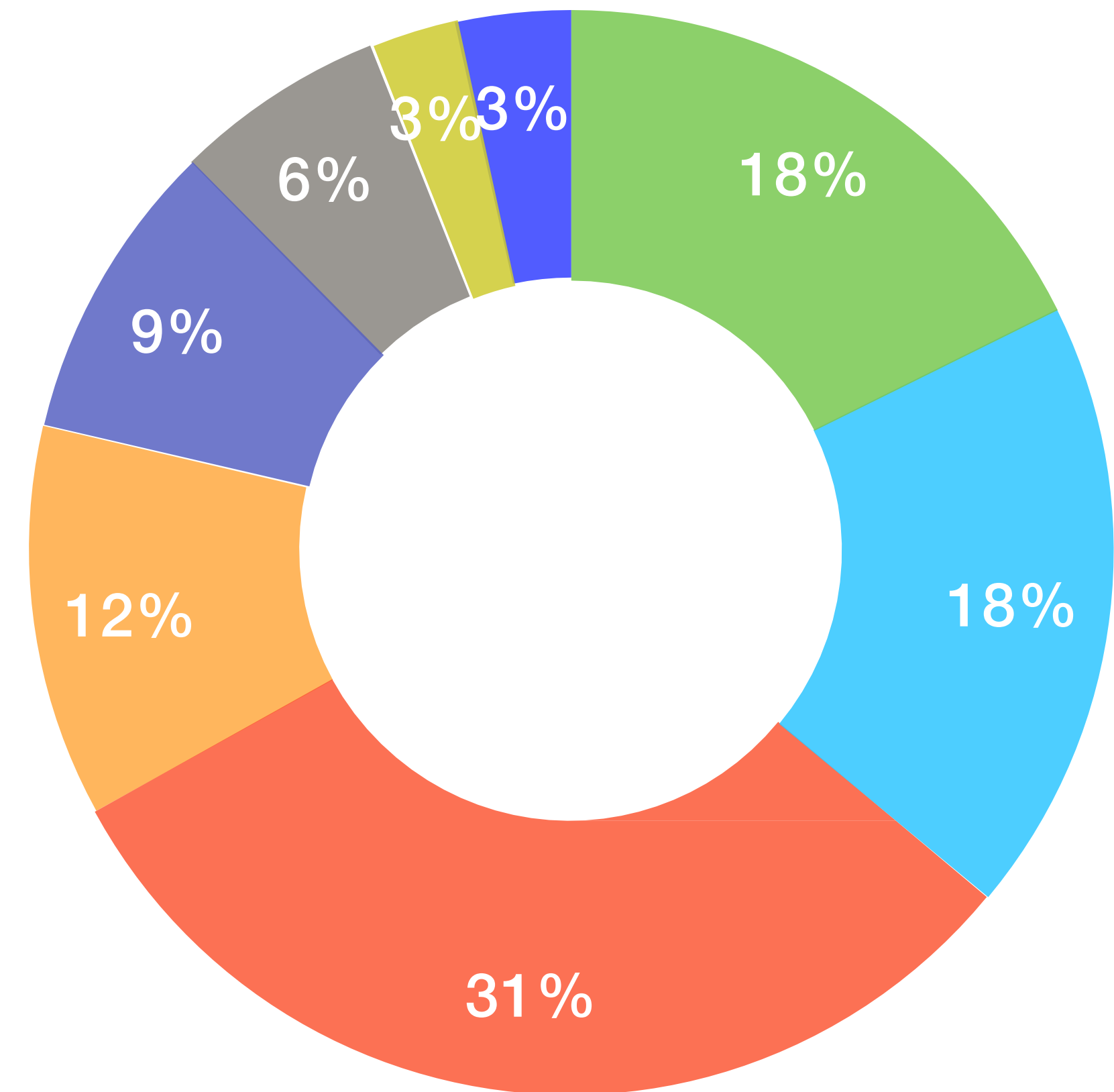


% of Value in 2017 by Category



- Industrial
- Retail/Service
- Multi-unit Residential
- Recreation
- Office
- Senior Care
- Lodging
- Non-Residential Vacant Land

% of Value in 2018 by Category



- Industrial
- Retail/Service
- Multi-unit Residential
- Recreation
- Office
- Senior Care
- Lodging
- Non-Residential Vacant Land





Important Dates

Wednesday, May 1, 2019 - TOWN COUNCIL / SCHOOL BOARD –Town Hall Style Public Hearing

Wednesday, May 8, 2019 - TOWN COUNCIL / BOARD OF EDUCATION Joint Budget Workshop

Wednesday, May 15, 2019- TOWN COUNCIL– Final Reading - Proposed FY2020 Budget Adoption

Tuesday, June 11 , 2019 - Validation Vote On School FY2020 Budget

2019



Questions

